



Recycling

at the Pitt Rivers Museum
Key Stage 3/4

organising your visit

Before your visit

Look at two websites:

The Pitt Rivers website - www.prm.ox.ac.uk contains downloadable trails, basic and technical information and links.

The Artefact website - www.museums.ox.ac.uk/artefact is a customised site for art students with many images.

Be equipped:

Consider the range of materials that can be successfully used during your visit to the Museum. A list of what you can and can't use can be found on page 4.

During your visit

A01: Recording observations, experiences and ideas.

The sample sketchbook on page 6 can help students in the process of recording their own observations and ideas while in the Museum. Photography is also encouraged. Tips on how to take good photos can be found on page 4.

A02: Evaluating artefacts, understanding their contexts.

Students can collect information to annotate their work by looking at object labels, talking to staff and collecting printed guides and postcards.

After your visit

A03 Developing and exploring ideas.

Ideas and techniques observed during students visit to the Pitt Rivers can be experimented with. For instance, experimenting with the best way to reshape drinks cans, or developing their skills on the best way to attach different materials to each other

A04 Making connections with the work of others.

An internet image search will show many examples of modern artists who interpret their own take on recycling. Some good examples of artists and designers who use recycled materials can be found on pages 8 and 9.



Art

@

THE OXFORD UNIVERSITY MUSEUMS
NATURAL HISTORY ASHMOLEAN
PITT RIVERS HISTORY OF SCIENCE

at the Pitt Rivers Museum

Did you know?

Recycling



Why re-use materials?

There are many reasons why people use recycled or found materials. From helping the environment in reducing waste, to making use of materials that are readily available and effectively reducing cost. Think about why objects in the Pitt Rivers have been made using recycled and found materials.



Recycling or Upcycling?

The term 'Upcycling' is often used instead of 'Recycling' to mean the process of converting waste materials or useless products into new materials or products of better quality or for better environmental value. The term was coined by Reiner Pilz "Recycling," he said, "I call it downcycling. What we need is upcycling- where old products are given more value, not less."

Pitt Rivers Collection

The Pitt Rivers Museum has over 630 objects classed as being made from 'Recycled' materials. These items come from all corners of the world and include everything from toys and games to items of clothing, tools and even medical equipment.



From Found Forms to Formlessness

The way in which we can turn pre-existing objects into new ones varies. From simply reusing a book as a door stop, to using telephone wire to weave a fruit basket and to the industrial melting down of drinks cans.



Art

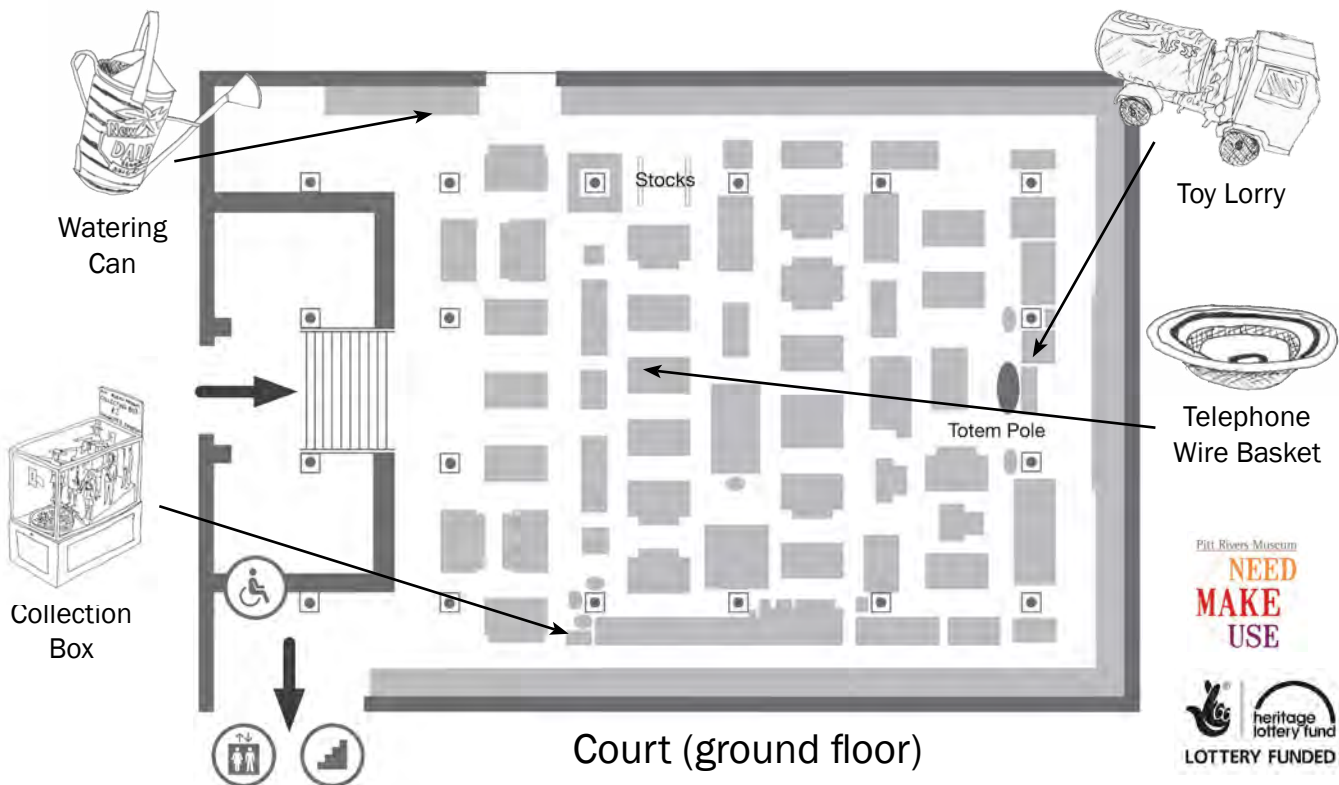
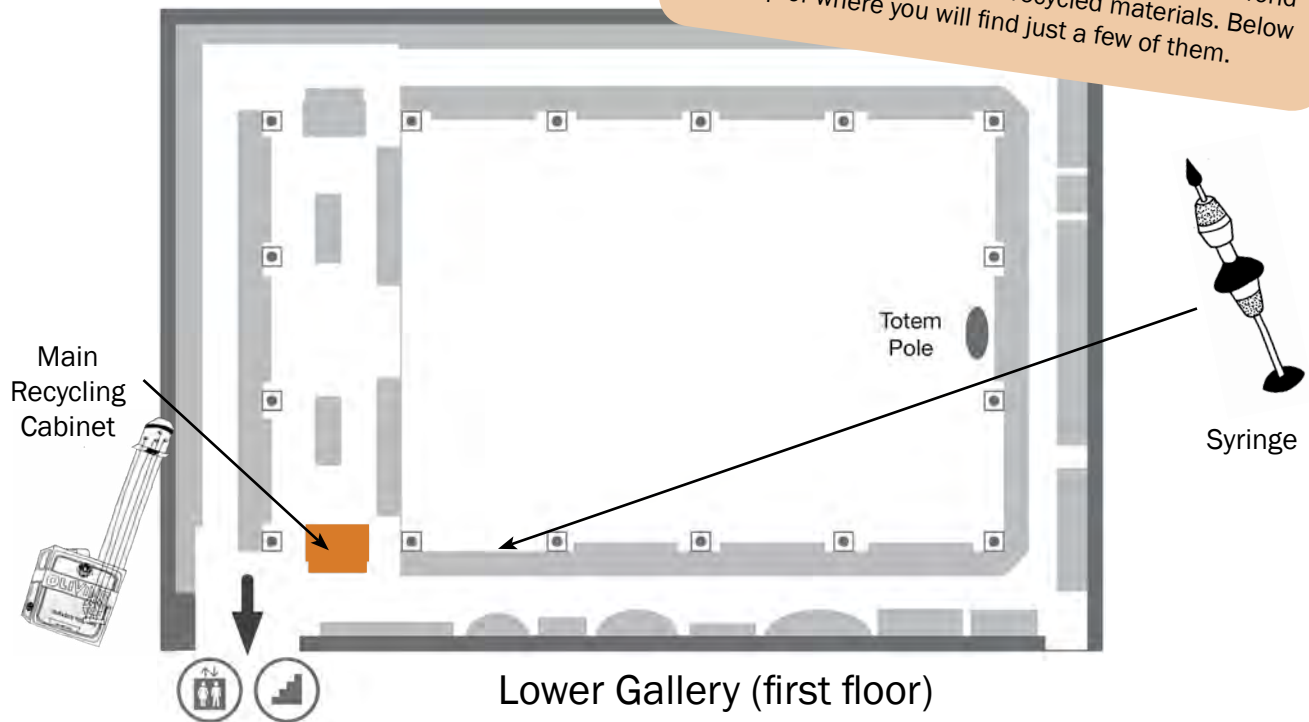
@

THE OXFORD UNIVERSITY MUSEUMS
NATURAL HISTORY ASHMOLEAN
PITT RIVERS HISTORY OF SCIENCE

Recycling

Map of the Pitt Rivers Museum

The Pitt Rivers is full of objects from all over the world which have been made from recycled materials. Below is a map of where you will find just a few of them.



Teachers' Info

Students' Info

Extra Info

Pitt Rivers Museum
**NEED
MAKE
USE**

LOTTERY FUNDED

Art

@

THE OXFORD UNIVERSITY MUSEUMS
NATURAL HISTORY ASHMOLEAN
PITT RIVERS HISTORY OF SCIENCE

Recycling

Visiting the Pitt Rivers

What materials you can and can't use change from museum to museum. Here is a quick list of what you can and can't use whilst visiting the Pitt Rivers. Please note that this list doesn't apply to the Natural History Museum.

FEEL FREE TO USE

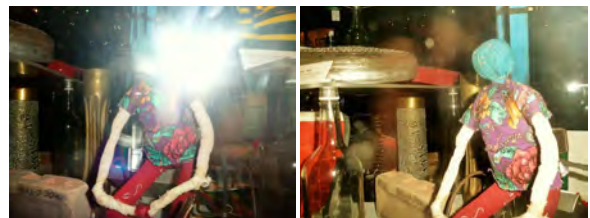
Pencils
Colouring Pencils
Fine Liner Pens
Ball Point Pens
Coloured Paper or Card
Water Based Glue Sticks
Scissors
Felt Tip Pens

PLEASE DON'T USE

Paint
PVA or Super Glue
Charcoal



Photography is welcome at the Pitt Rivers, and is a really useful for research and sketchbooks. However, getting a good picture can be tough in a dark space like the Pitt Rivers so here are some simple tips to help you capture the best photos.



Tip 1: If you need to capture an object behind glass using a flash, take the picture at an angle to avoid capturing the glare of the flash like in the first image above.

Tip 2: Avoid taking photos of an entire cabinet. The object you are interested in will get lost. Try filling the entire frame with just one object at a time.



Tip 3: Try using one of the torches available from the front desk to highlight the object you wish to capture. This can be more effective than using the camera's flash.



Art

@


THE OXFORD UNIVERSITY MUSEUMS
NATURAL HISTORY ASHMOLEAN
PITT RIVERS HISTORY OF SCIENCE

Recycling


Example design pages

PITT RIVERS MUSEUM COLLECTING BOX

BY
TIM HUNKIN



COLLECTING BOXES



MAKING COLLECTING BOXES HAS CONSIDERABLE ATTRACTIONS. THEY HAVE A SATISFYING OBVIOUS PRACTICAL FUNCTION, THEY COMMAND ATTENTION (PEOPLE WATCH CLOSELY TO GET THEIR MONEY'S WORTH) & THEY ARE PLACED IN INTERESTING & PROMINENT PLACES.

ANTHROPOLOGY




THE VICTORIANS WHO INVENTED THE SUBJECT OF ANTHROPOLOGY WERE OFTEN DECIDEDLY PATRONISING ABOUT THE PEOPLE THEY STUDIED. TODAY ANTHROPOLOGISTS ACCEPT THAT THEIR OWN BELIEFS & CULTURES ARE EQUALLY STRANGE & WORTH STUDYING. THE COLLECTING BOX HAS NOW BECOME PART OF THE PITT RIVERS COLLECTIONS (AS AN EXAMPLE OF 20th CENTURY CULTURE), SO I SUPPOSE I'M ALSO A SUBJECT OF STUDY MYSELF.

CAMOUFLAGE



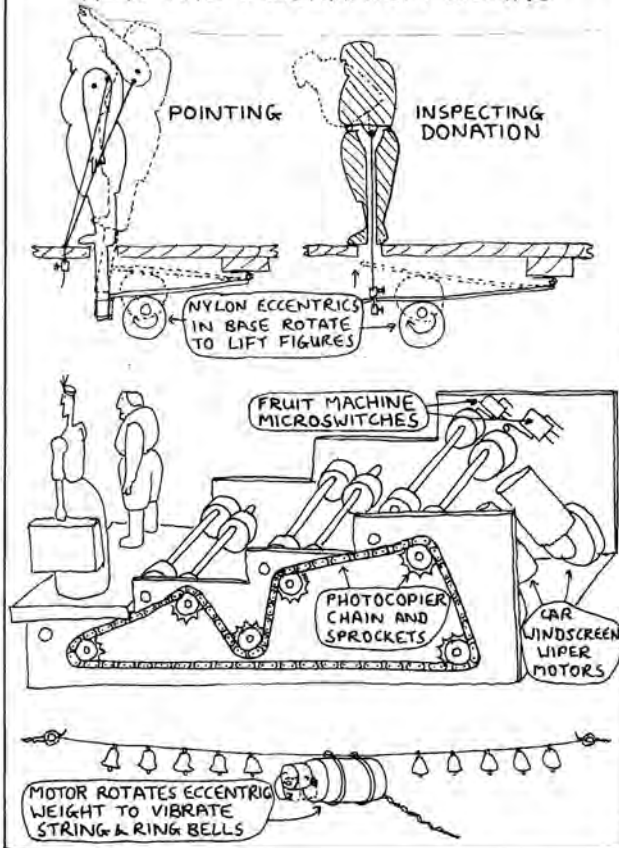
MOST OF MY COLLECTING BOXES ARE MADE TO BLEND INVISIBLY INTO THE MUSEUMS THEY'VE BEEN MADE FOR. IT'S MORE OF A SURPRISE WHEN THEY SPRING TO LIFE, & IT HELPS TO STOP THEM LOOKING TOO ARTY CRAFTY. I ALSO JUST ENJOY THE CHALLENGE, TRYING DIFFERENT STYLES TO SURPRISE MYSELF - TO PRODUCE SOMETHING THAT DOESN'T LOOK AS IF I'VE MADE IT.

TIM HUNKIN



I WORK AS A CARTOONIST, ENGINEER & FILMMAKER. SOME OF MY OTHER WORK CAN BE SEEN AT THE SCIENCE MUSEUM (LONDON), CABARET MECHANICAL THEATRE (COVENT GARDEN), TULLIE HOUSE (CARLISLE), YORK CITY ART GALLERY, GUNNERSBURY PK MUSEUM (WEST LONDON) & WOLVERHAMPTON MUSEUM.

HOW THE MECHANISM WORKS

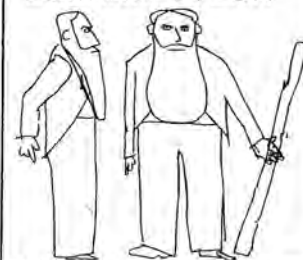


DR SCHUYLER JONES



COLLECTED IN AFGHANISTAN & NIGERIA. BECAME DIRECTOR OF THE MUSEUM IN 1985.

EDWARD TYLOR



BECAME THE FIRST ANTHROPOLOGY LECTURER IN BRITAIN IN 1883. AFTER PITT RIVERS INSISTED THE UNIVERSITY APPOINT SOMEONE TO LECTURE ON HIS COLLECTION.

BEATRICE BLACKWOOD



WENT ON DANGEROUS FIELD TRIPS TO NEW GUINEA ARMED ONLY WITH A KITTEN & A BALL OF STRING. SHE SPENT HER LATER LIFE CATALOGUING ALMOST THE ENTIRE MUSEUM COLLECTION.

MARY KINGSLEY



LED A QUIET LIFE NURSING HER PARENTS UNTIL 30. THEN, DESPITE ONLY EVER HAVING BEEN ABROAD ONCE BEFORE, SUDDENLY STARTED TRAVELLING & COLLECTING IN AFRICA.

Recycling

Example design pages

Teachers' Info

Students' Info

Extra Info



Recycling

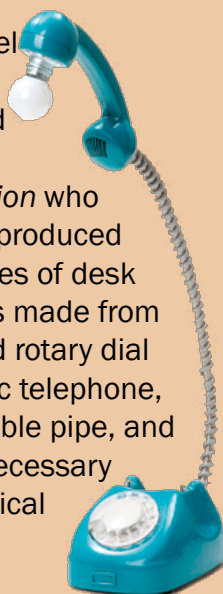
Food For Thought

Here are some examples of the huge range of possibilities that can be created by reusing items and materials not on display at the Pitt rivers.

Artist Erika Iris Simmons has produced this beautiful portrait entitled *Ghost in the Machine: Grace Kelly*. She has used 8mm film on white hardboard in homage to Kelly's Hollywood career.



The Tel Aviv based group *Junktion* who have produced a series of desk lamps made from an old rotary dial plastic telephone, a flexible pipe, and the necessary electrical stuff.



This medicine cabinet, made by artist Blake Sloane, was made by attaching an old suitcase to the wall and adding a mirror and a few pine shelves.



Artist Jane Perkins has recreated the 15th Century Dutch artist Johannes Vermeer's masterpiece *The Girl with the Pearl Earring* perfectly using "found" items.

This San Francisco sunset was created by Carrie C. of Hercules, California. It is made entirely from old paint swatches that she had acquired over several years.



Crafted by metalsmith Lauren Anabela Beaudoin, this ring is an example of an entire line of jewellery made with keys from scrap laptops.



Teachers' Info

Students' Info

Extra Info

Art

@

THE OXFORD UNIVERSITY MUSEUMS
NATURAL HISTORY ASHMOLEAN
PITT RIVERS HISTORY OF SCIENCE

Recycling art today

Websites for art inspiration

These websites show the work of just a few contemporary artists who experiment with recycled materials. This list was compiled in 2013 and is illustrative rather than comprehensive. An internet search will reveal many more sites featuring a range of recycled art.

www.kitcollins.co.uk



Kit is an artist currently living in Oxfordshire with a unique style. He uses litter to create interesting and abstract pieces. *"My work is a constantly developing process; open to change of medium, circumstance, and environment. I explore the way we perceive art and creativity in galleries, public spaces or private living spaces, questioning or manipulating our preconceived ideas of materials, locations and artistic processes. I'm particularly interested in the boundaries between creative processes and found objects in art."*

www.bluebowerbird.co.uk



Devonshire artist Jane Perkins describes herself as an artist of found materials. She uses random small pieces of 'found' materials to create immense collage masterpieces. *"I am a 're-maker', taking inspiration from found objects and working them into something new. Although my background is in textiles, I now work predominantly with plastic. I love art with an element of fun and the unexpected, and hope my work will make you smile!"*

www.iri5.com

iri5, or Princeton based artiste Erika Iris Simmons uses old media formats such as cassettes and film reels to create iconic figures in music, film and history. *Most of [my] work focuses on data and memory, a post-modern response to pop-art, in a series entitled "Ghost in the Machine."* This particular piece uses a cassette copy of the Clash's classic album *London Calling* to recreate the iconic artwork of the album.

You can see Erika in action here

www.youtube.com/watch?feature=player_embedded&v=yqtPbFajhWk



Recycling design today

Websites for design inspiration

These websites show the work of just a few contemporary artists and engineers who experiment with recycled materials.

www.pinterest.com/hipcycle/random-upcycling-ideas

www.pinterest.com/stephmadison/upcycled-stuff



Pinterest is a very useful website where you can upload ideas and photos onto designated “Pinboards”. These particular pinboards titled *Random-Upcycling-Ideas* and *Upcycled-Stuff* show off huge photo galleries of interesting upcycling ideas from a range of artists and styles. There is little detail for each post, however they include a link to the original site. These are just two good examples of the upcycling pages on pinterest, a quick search will find you many more.

www.superuse.org

Superuse.org is an online community of designers, architects and everybody else who is interested in inventive ways of recycling. The site allows you to post items at various scales within the reuse-topic. All examples of small commodities, furniture, interiors, buildings and reuse on urban scale are welcomed. The site is very well put together with good search features. It also includes some wonderful examples how to recycle old aeroplanes!



www.greenliving.nationalgeographic.com/recycling-vs-upcycling-20221.html

This National Geographic article goes into some more details about the benefits of recycling and upcycling. It also has further links to similar articles. It is important however to remember, that the purpose of reusing old things to make new and useful items is more than just an environmental issue. As you will see at the Pitt Rivers, many of the items have been made using recycled materials simply because these were the most readily available and financially viable materials available to them at the time.

