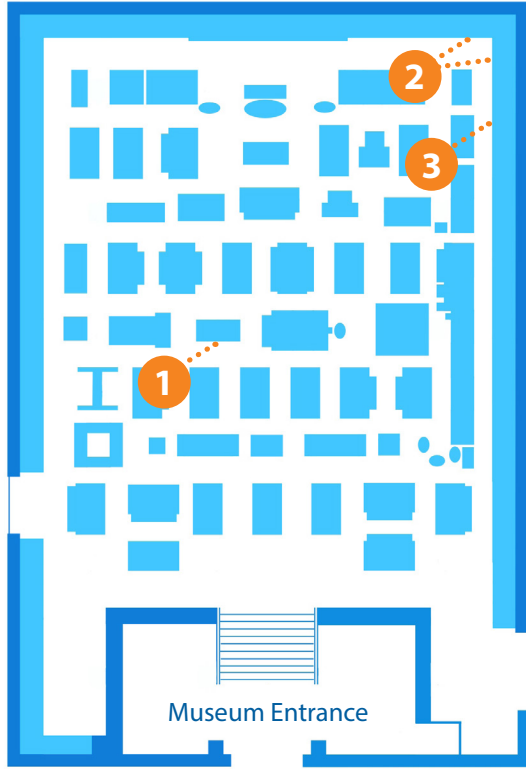


# WONDERFUL WINTER

## FAMILY TRAIL

Use the maps to find the **6 snowflakes** hidden in the Museum and learn about objects from snowy environments!



Start your search downstairs!


### 1. IVORY MODELS

Find the case with objects made from ivory and bone. There are two model sledges pulled along by different animals.

- Can you find?  A sledge pulled by reindeer  
 A sledge pulled by dogs

Name 2 other animals you can see in the case:

.....  
.....



### 2. ARCTIC CLOTHING

In the winter, the Arctic is one of the coldest places in the world and you must stay warm and dry to survive. Inuit people have often used every part of an animal to make something useful.

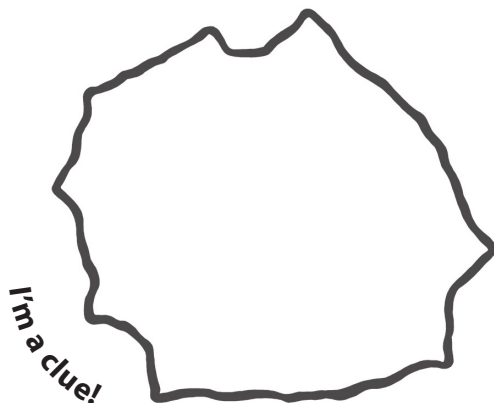
Find an item of clothing made from:

- Seal intestine to stay dry       Seal skin to keep warm

What is it? .....

What is it? .....

**Did you know?**  
The Arctic is far North, at the top of the world! It includes areas of Canada, Russia, Greenland, Finland, Norway, Iceland, Sweden and the U.S.A.



### 3. PICTOGRAM

Find the reindeer skin clothing, behind it is a painting made from seal skin. It shows us what life was like in the Arctic 150 years ago!

What do you see in this painting?  
Describe it to your family or friends!

Go to the next floor!

### 4. SNOWSHOES

Take a look at the different shapes and sizes of snowshoes - they spread your weight across the snowy ground so you don't sink when walking!

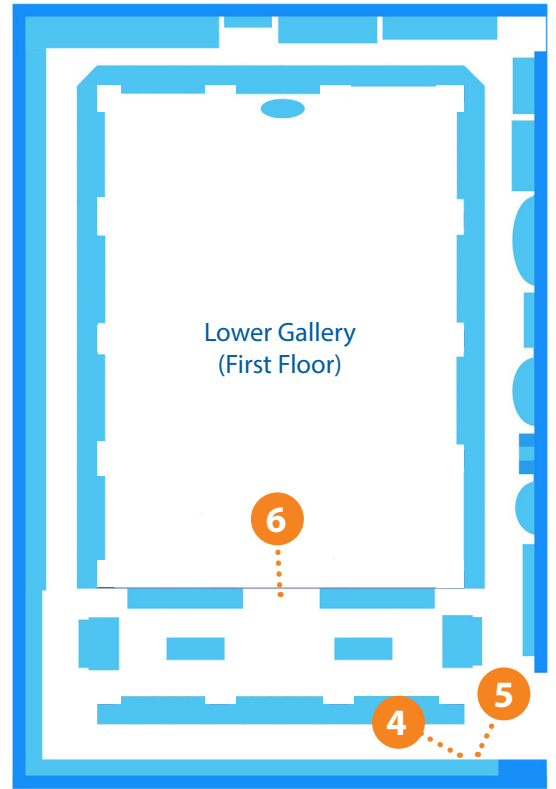
Find the snowshoes made for a horse.  
Which country are they from? .....

### 5. ICE-SKATES

Sit on the floor and look at how ice-skates have changed over time!

Find the ice-skates made from:

- Bone
- Wood
- Metal



### 6. SLEDGES

Go to the viewing area on the Clore Balcony - a snowflake marks the perfect spot to stand! Look to the back of the Museum. Can you spot the full size sledges?

How many can you see? .....

How would you like to travel across the snow? **Design your own sledge in the box below!**

